




REPUBLICA DE COLOMBIA
UNIVERSIDAD DEL MAGDALENA
INFORME DE EJECUCION PRESUPUESTAL DE EGRESOS
PERIODO DE 01/01/2017 HASTA 31/03/2017



RÚBRO PTAL	NOMBRE	PRESUPUESTO INICIAL	ADICIONES	REDUCC.	CREDITOS	CONTRACRE	APROPICACION DEFINITIVA	COMPROMISOS	PAGOS	APLAZAMIENTO	SALDO APROPIACION	SALDO POR PAGAR
4110312	AUXILIO DE TRANSPORTE	95,331,792	0	0	0	0	95,331,792	22,921,699	22,921,699	0	72,410,093	0
4110313	INDEMNIZACIÓN POR VACACIONES	50,000,000	0	0	0	0	50,000,000	9,362,715	9,362,715	0	40,637,285	0
4110315	BONIFICACIÓN POR RECREACIÓN	65,941,401	0	0	0	0	65,941,401	1,750,974	1,750,974	0	64,190,427	0
4110316	CESANTÍAS E INTERÉSES DE CESANTIAS	1,420,543,658	0	0	0	0	1,420,543,658	10,215,285	10,215,285	0	1,410,328,373	0
4110317	Prima Técnica	0	0	0	366,000,000	0	366,000,000	84,068,640	84,068,640	0	281,931,360	0
41104	TRABAJADORES OFICIALES	315,343,408	0	0	0	0	315,343,408	72,958,593	72,958,593	0	242,384,815	0
4110401	SUELDO DE PERSONAL	146,040,552	0	0	0	0	146,040,552	33,566,367	33,566,367	0	112,474,185	0
4110403	BONIFICACIÓN POR SERVICIOS PRESTADOS	6,638,521	0	0	0	0	6,638,521	2,414,317	2,414,317	0	4,224,204	0
4110405	PRIMA DE NAVIDAD	20,178,470	0	0	0	0	20,178,470	0	0	0	20,178,470	0
4110406	PRIMA DE SERVICIOS	17,149,515	0	0	0	0	17,149,515	0	0	0	17,149,515	0
4110407	PRIMA DE VACACIONES	19,197,930	0	0	0	0	19,197,930	0	0	0	19,197,930	0
4110408	AUXILIO DE ALIMENTACIÓN	7,068,852	0	0	0	0	7,068,852	1,767,213	1,767,213	0	5,301,639	0
4110409	VACACIONES	1,982,336	0	0	0	0	1,982,336	0	0	0	1,982,336	0
4110411	SUBSIDIO FAMILIAR	9,626,400	0	0	0	0	9,626,400	2,406,600	2,406,600	0	7,219,800	0
4110412	AUXILIO DE TRANSPORTE	7,068,852	0	0	0	0	7,068,852	1,767,213	1,767,213	0	5,301,639	0
4110414	OTROS SERVICIOS PERSONALES ASOCIADOS A LA N ^C	53,641,644	0	0	0	0	53,641,644	31,036,883	31,036,883	0	22,604,761	0
4110417	CESANTÍAS E INTERESES DE CESANTIAS	26,750,336	0	0	0	0	26,750,336	0	0	0	26,750,336	0
412	SERVICIOS PERSONALES INDIRECTOS	16,878,384,448	1,142,194,255	0	93,187,826	100,577,187	18,013,189,343	11,782,955,741	3,570,262,659	0	6,230,233,602	8,212,693,082
41201	HONORARIOS PROFESIONALES Y NO PROFESIONALES	3,453,423,948	1,081,987,220	0	73,187,826	80,577,187	4,528,021,808	3,353,524,554	806,991,381	0	1,174,497,254	2,546,533,173
4120101	HONORARIOS PROFESIONALES	2,699,431,195	249,197,655	0	0	80,377,187	2,868,251,663	1,980,325,018	482,958,299	0	887,926,645	1,497,366,719
4120102	HONORARIOS NO PROFESIONALES	501,150,000	832,789,566	0	73,187,826	200,000	1,406,927,392	1,263,670,667	299,291,667	0	143,256,725	964,379,000
4120103	OTROS HONORARIOS	250,740,003	0	0	0	0	250,740,003	108,966,369	24,178,915	0	141,773,634	84,787,454
4120104	ARL CONTRATISTAS EN RIESGO	2,102,750	0	0	0	0	2,102,750	562,500	562,500	0	1,540,250	0
41202	CATEDRAS Y BONIFICACIONES	13,424,960,500	60,207,035	0	20,000,000	20,000,000	13,485,167,535	8,429,431,187	2,763,271,278	0	5,055,736,348	5,666,159,909
4120201	CATEDRAS	13,155,605,181	0	0	0	20,000,000	13,135,605,181	8,351,674,564	2,694,270,155	0	4,783,930,617	5,657,404,409
4120202	BONIFICACIONES NO CONSTITUTIVA DE SALARIO	269,355,319	60,207,035	0	20,000,000	0	349,562,354	77,756,623	69,001,123	0	271,805,731	8,755,500
413	CONTRIBUCIONES INHERENTES A LA NOMINA	11,351,088,925	0	0	0	0	11,351,088,925	1,394,071,933	1,394,071,933	0	9,957,016,992	0
41301	EMPLEADOS PÚBLICOS DOCENTE	4,831,679,719	0	0	0	0	4,831,679,719	585,464,200	585,464,200	0	4,246,215,519	0
4130101	APORTES PATRONALES EN SALUD	1,464,546,699	0	0	0	0	1,464,546,699	181,997,600	181,997,600	0	1,282,549,099	0
4130102	APORTES PATRONALES EN PENSIÓN	2,067,595,340	0	0	0	0	2,067,595,340	248,124,200	248,124,200	0	1,819,471,140	0
4130103	APORTES PARAFISCAL - CAJAMAG	691,198,447	0	0	0	0	691,198,447	82,384,400	82,384,400	0	608,814,047	0
4130104	APORTES PARAFISCAL - ICBF	518,398,835	0	0	0	0	518,398,835	61,789,700	61,789,700	0	456,609,135	0
4130105	ADMINISTRADORA DE RIESGOS LABORALES	89,940,398	0	0	0	0	89,940,398	11,168,300	11,168,300	0	78,772,098	0
41302	EMPLEADOS PÚBLICOS DOCENTE OCASIONALES	354,442,346	0	0	0	0	354,442,346	35,816,510	35,816,510	0	318,625,836	0

50 +



REPUBLICA DE COLOMBIA
UNIVERSIDAD DEL MAGDALENA
INFORME DE EJECUCION PRESUPUESTAL DE EGRESOS
PERIODO DE 01/01/2017 HASTA 31/03/2017



RUBRO PTAL	NOMBRE	PRESUPUESTO INICIAL	ADICIONES	REDUCC.	CREDITOS	CONTRACRE	APROPACION DEFINITIVA	COMPROMISOS	PAGOS	APLAZAMIENTO	SALDO APROPIACION	SALDO POR PAGAR
4130201	APORTES PATRONALES EN SALUD	104,533,000	0	0	0	0	104,533,000	10,863,600	10,863,600	0	93,669,400	0
4130202	APORTES PATRONALES EN PENSIÓN	147,576,000	0	0	0	0	147,576,000	15,335,700	15,335,700	0	132,240,300	0
4130203	APORTES PARAFISCAL - CAJAMAG	54,807,880	0	0	0	0	54,807,880	5,112,800	5,112,800	0	49,695,080	0
4130204	APORTES PARAFISCAL - ICBF	41,105,910	0	0	0	0	41,105,910	3,850,110	3,850,110	0	37,255,800	0
4130205	ADMINISTRADORA DE RIESGOS LABORALES	6,419,556	0	0	0	0	6,419,556	654,300	654,300	0	5,765,256	0
41303	EMPLEADOS PÚBLICOS ADMINISTRATIVOS	3,560,200,974	0	0	0	0	3,560,200,974	485,460,792	485,460,792	0	3,074,740,182	0
4130301	APORTES PATRONALES EN SALUD	1,053,490,912	0	0	0	0	1,053,490,912	147,868,860	147,868,860	0	905,622,052	0
4130302	APORTES PATRONALES EN PENSIÓN	1,487,281,287	0	0	0	0	1,487,281,287	206,670,260	206,670,260	0	1,280,611,027	0
4130303	APORTES PARAFISCAL - CAJAMAG	545,561,165	0	0	0	0	545,561,165	69,657,400	69,657,400	0	475,903,765	0
4130304	APORTES PARAFISCAL - ICBF	409,170,874	0	0	0	0	409,170,874	52,242,800	52,242,800	0	356,928,074	0
4130305	ADMINISTRADORA DE RIESGOS LABORALES	64,696,736	0	0	0	0	64,696,736	9,021,472	9,021,472	0	55,675,264	0
41304	TRABAJADORES OFICIALES	65,899,413	0	0	0	0	65,899,413	9,758,100	9,758,100	0	56,141,313	0
4130401	APORTES PATRONALES EN SALUD	25,724,273	0	0	0	0	25,724,273	3,808,800	3,808,800	0	21,915,473	0
4130402	APORTES PATRONALES EN PENSIÓN	24,695,302	0	0	0	0	24,695,302	3,656,500	3,656,500	0	21,038,802	0
4130403	APORTES PARAFISCAL - CAJAMAG	8,231,767	0	0	0	0	8,231,767	1,219,000	1,219,000	0	7,012,767	0
4130404	APORTES PARAFISCAL - ICBF	6,173,825	0	0	0	0	6,173,825	914,400	914,400	0	5,259,425	0
4130405	ADMINISTRADORA DE RIESGOS LABORALES	1,074,246	0	0	0	0	1,074,246	159,400	159,400	0	914,846	0
41305	CATEDRATICOS	2,538,866,473	0	0	0	0	2,538,866,473	277,572,331	277,572,331	0	2,261,294,142	0
4130501	APORTES PATRONALES EN SALUD	769,493,538	0	0	0	0	769,493,538	86,178,350	86,178,350	0	683,315,188	0
4130502	APORTES PATRONALES EN PENSIÓN	1,087,620,050	0	0	0	0	1,087,620,050	115,976,500	115,976,500	0	971,643,550	0
4130503	APORTES PARAFISCAL - CAJAMAG	362,540,017	0	0	0	0	362,540,017	40,153,800	40,153,800	0	322,386,217	0
4130504	APORTES PARAFISCAL - ICBF	271,905,012	0	0	0	0	271,905,012	29,982,050	29,982,050	0	241,922,962	0
4130505	ADMINISTRADORA DE RIESGOS LABORALES	47,307,856	0	0	0	0	47,307,856	5,281,631	5,281,631	0	42,026,225	0
42	GASTOS GENERALES	16,134,325,314	1,068,878,845	0	38,377,187	72,687,826	17,168,893,520	6,188,686,090	1,645,571,029	0	10,980,207,430	4,543,115,061
421	ADQUISICIÓN DE BIENES	1,714,540,324	3,000,000	0	0	1,000,000	1,716,540,324	945,851,652	114,636,146	0	770,688,672	831,215,506
42101	ADQUISICIÓN DE BIENES	1,714,540,324	3,000,000	0	0	1,000,000	1,716,540,324	945,851,652	114,636,146	0	770,688,672	831,215,506
4210101	MATERIALES Y SUMINISTROS	1,630,764,324	3,000,000	0	0	1,000,000	1,632,764,324	945,851,652	114,636,146	0	686,912,672	831,215,506
4210102	DOTACIÓN DE PERSONAL	83,776,000	0	0	0	0	83,776,000	0	0	0	83,776,000	0
422	ADQUISICIÓN DE SERVICIOS	11,895,647,447	989,811,126	0	15,377,187	35,500,000	12,865,335,760	4,124,041,123	1,029,644,026	0	8,741,294,636	3,094,397,098
42201	ADQUISICIÓN DE SERVICIOS	11,895,647,447	989,811,126	0	15,377,187	35,500,000	12,865,335,760	4,124,041,123	1,029,644,026	0	8,741,294,636	3,094,397,098
4220101	MANTENIMIENTO Y REPARACIONES	1,874,576,372	2,500,000	0	0	500,000	1,876,576,372	565,000,093	70,330,455	0	1,311,576,279	494,669,638
4220102	SERVICIO DE VIGILANCIA	800,000,000	846,120,000	0	0	0	1,646,120,000	320,592,433	0	0	1,325,527,567	320,592,433
4220103	SERVICIO DE ASEO	1,799,155,000	46,124,973	0	0	0	1,845,279,973	222,126,933	0	0	1,623,153,040	222,126,933
4220104	SERVICIOS PÚBLICOS Y PRIVADOS	2,705,147,378	0	0	0	0	2,705,147,378	973,399,351	395,849,790	0	1,731,748,027	577,549,561



REPUBLICA DE COLOMBIA
UNIVERSIDAD DEL MAGDALENA
INFORME DE EJECUCION PRESUPUESTAL DE EGRESOS
PERIODO DE 01/01/2017 HASTA 31/03/2017




RUBRO PTAL	NOMBRE	PRESUPUESTO INICIAL	ADICIONES	REDUCC	CREDITOS	CONTRACRE	APROPIACION DEFINITIVA	COMPROMISOS	PAGOS	APLAZAMIENTO	SALDO APROPIACION	SALDO POR PAGAR
4220105	ARRENDAMIENTOS	1,980,089,434	0	0	0	35,000,000	1,945,089,434	1,191,223,847	280,902,736	0	753,865,587	910,321,111
4220106	TIQUETES	632,108,000	11,066,049	0	0	0	643,174,049	108,000,000	0	0	535,174,049	108,000,000
4220107	VIÁTICOS, DESPLAZAMIENTOS Y HOSPEDAJE	986,132,852	63,312,504	0	8,377,187	0	1,057,822,543	270,933,770	240,496,294	0	786,888,773	30,437,476
4220108	AVISOS Y PUBLICACIONES	514,434,174	20,687,600	0	0	0	535,121,774	220,648,375	41,082,605	0	314,473,399	179,565,770
4220109	COMUNICACIONES Y TRANSPORTE	63,384,927	0	0	7,000,000	0	70,384,927	63,384,927	0	0	7,000,000	63,384,927
4220110	SEGUROS Y PÓLIZAS	264,639,310	0	0	0	0	264,639,310	29,749,249	0	0	234,890,061	29,749,249
4220111	PROMOCIÓN Y DIVULGACIÓN DE SERVICIOS	275,980,000	0	0	0	0	275,980,000	158,982,146	982,146	0	116,997,854	158,000,000
423	OTROS GASTOS GENERALES	2,524,137,543	76,067,719	0	23,000,000	36,187,826	2,587,017,436	1,118,793,314	501,290,857	0	1,468,224,122	617,502,457
42301	OTROS GASTOS GENERALES	2,524,137,543	76,067,719	0	23,000,000	36,187,826	2,587,017,436	1,118,793,314	501,290,857	0	1,468,224,122	617,502,457
4230101	IMPUESTOS Y MULTAS	240,000,000	0	0	0	0	240,000,000	235,078,000	235,078,000	0	4,922,000	0
4230102	PRÁCTICAS ACADÉMICAS	1,045,080,000	8,500,000	0	0	1,000,000	1,052,580,000	425,870,560	36,500,060	0	626,709,440	389,370,500
4230103	PRUEBAS DE ADMISIÓN	332,906,937	0	0	0	0	332,906,937	0	0	0	332,906,937	0
4230104	AFILIACIONES E INSCRIPCIÓN A ENTIDADES U ORGAN	149,560,518	53,479,883	0	0	34,187,826	168,852,575	83,213,928	79,525,343	0	85,638,647	3,688,585
4230105	GASTOS FINANCIEROS	371,960,238	1,400,001	0	0	0	373,360,239	88,348,562	88,346,762	0	285,011,676	1,800
4230106	COSTAS PROCESALES	2,000,000	0	0	0	0	2,000,000	0	0	0	2,000,000	0
4230107	EXAMEN DE SUFICIENCIA	177,524,850	0	0	0	0	177,524,850	89,000,000	0	0	88,524,850	89,000,000
4230108	OTROS GASTOS GENERALES NO CLASIFICADOS	205,105,000	12,687,836	0	23,000,000	1,000,000	239,792,836	197,282,264	61,840,692	0	42,510,572	135,441,572
43	TRANSFERENCIAS CORRIENTES	7,277,368,246	8,000,000	0	0	500,000	7,284,868,246	1,436,780,630	1,415,900,778	0	5,848,087,616	20,879,852
431	TRANSFERENCIAS AL SECTOR PÚBLICO	202,243,499	0	0	0	0	202,243,499	0	0	0	202,243,499	0
43101	TRANSFERENCIAS AL SECTOR PÚBLICO	202,243,499	0	0	0	0	202,243,499	0	0	0	202,243,499	0
4310101	AL NIVEL DEPARTAMENTAL	202,243,499	0	0	0	0	202,243,499	0	0	0	202,243,499	0
432	FONDO PARA ATENCIÓN DE OBLIGACIONES PENSIONA	6,800,000,000	0	0	0	0	6,800,000,000	1,378,222,935	1,371,130,934	0	5,421,777,065	7,092,001
43201	FONDO PARA ATENCIÓN DE OBLIGACIONES PENSIONA	6,800,000,000	0	0	0	0	6,800,000,000	1,378,222,935	1,371,130,934	0	5,421,777,065	7,092,001
4320101	PENSIONES Y JUBILACIONES	6,800,000,000	0	0	0	0	6,800,000,000	1,378,222,935	1,371,130,934	0	5,421,777,065	7,092,001
433	OTRAS TRANSFERENCIAS	175,124,747	8,000,000	0	0	500,000	182,624,747	58,557,695	44,769,844	0	124,067,052	13,787,851
43301	OTRAS TRANSFERENCIAS	175,124,747	8,000,000	0	0	500,000	182,624,747	58,557,695	44,769,844	0	124,067,052	13,787,851
4330101	REINTEGROS Y DEVOLUCIONES	175,124,747	8,000,000	0	0	500,000	182,624,747	58,557,695	44,769,844	0	124,067,052	13,787,851
434	SENTENCIAS, CONCILIACIONES Y ACTUACIONES ADMII	100,000,000	0	0	0	0	100,000,000	0	0	0	100,000,000	0
6	INVERSIÓN	24,427,229,099	21,958,062,620	0	72,200,000	30,000,000	46,427,491,719	8,144,015,383	2,468,659,488	0	38,283,476,336	5,675,355,895
61	PLAN DE ACCIÓN	24,027,229,099	21,938,062,620	0	68,000,000	30,000,000	46,003,291,719	8,062,103,790	2,404,954,907	0	37,941,187,929	5,657,148,883
611	PLAN DE ACCIÓN	24,027,229,099	21,938,062,620	0	68,000,000	30,000,000	46,003,291,719	8,062,103,790	2,404,954,907	0	37,941,187,929	5,657,148,883
61101	PLAN DE ACCIÓN	24,027,229,099	21,938,062,620	0	68,000,000	30,000,000	46,003,291,719	8,062,103,790	2,404,954,907	0	37,941,187,929	5,657,148,883
6110101	FONDO DE INVESTIGACIÓN -FONCIENCIAS	5,150,065,014	4,984,723,442	0	5,000,000	0	10,139,788,456	1,271,206,093	288,238,309	0	8,868,582,363	982,967,784
6110102	FONDO DE INVERSIONES EN INFRAESTRUCTURA	12,070,516,638	9,728,000,000	0	0	0	21,798,516,638	3,212,095,915	1,393,529,019	0	18,586,420,723	1,818,566,896




REPUBLICA DE COLOMBIA
 UNIVERSIDAD DEL MAGDALENA
 INFORME DE EJECUCION PRESUPUESTAL DE EGRESOS
 PERIODO DE 01/01/2017 HASTA 31/03/2017



RUBRO PTAL	NOMBRE	PRESUPUESTO INICIAL	ADICIONES	REDUCC.	CREDITOS	CONTRACRE	APROPIACION DEFINITIVA	COMPROMISOS	PAGOS	APLAZAMIENT	SALDO APROPIACION	SALDO POR PAGAR
6110103	FONDO DE FORMACIÓN AVANZADA	665,000,000	0	0	0	0	665,000,000	41,801,800	31,607,362	0	623,198,200	10,194,438
6110106	FONDO DE EXTENSIÓN	254,823,291	66,683,843	0	25,000,000	0	346,507,134	258,975,922	103,530,824	0	87,531,212	155,445,098
6110107	FONDO DE APOYO A LA MANUTENCIÓN Y DESARROLL	622,619,486	928,029,914	0	0	0	1,550,649,400	1,126,801,005	1,161,605	0	423,848,395	1,125,639,400
6110108	FONDO DE BECAS	1,425,000,000	1,324,046,976	0	0	0	2,749,046,976	190,335,200	0	0	2,558,711,776	190,335,200
6110109	OTRAS INVERSIONES	3,839,204,670	4,906,578,444	0	38,000,000	30,000,000	8,753,783,114	1,960,887,855	586,887,788	0	6,792,895,259	1,374,000,067
62	PLAN DE COMPRAS - ACTIVOS FIJOS	400,000,000	20,000,000	0	4,200,000	0	424,200,000	81,911,593	63,704,581	0	342,288,407	18,207,012
7	GASTOS ADMINISTRADOS	0	9,458,242,430	0	0	0	9,458,242,430	3,479,900,065	1,346,670,193	0	5,978,342,365	2,133,229,872
71	VICERRECTORIA DE INVESTIGACION	0	1,601,983,999	0	0	0	1,601,983,999	765,523,675	437,858,691	0	836,460,324	327,664,984
72	VICERRECTORIA DE EXTENSION	0	6,881,617,727	0	0	0	6,881,617,727	2,465,903,478	660,338,590	0	4,415,714,249	1,805,564,888
73	VICERRECTORIA ACADEMICA	0	196,646,122	0	0	0	196,646,122	0	0	0	196,646,122	0
75	RECTORIA	0	79,560,000	0	0	0	79,560,000	0	0	0	79,560,000	0
76	CENTRO DE POSGRADOS T EDUCACION CONTINUA	0	698,434,582	0	0	0	698,434,582	248,472,912	248,472,912	0	449,961,670	0
TOTAL:		118,477,874,391	33,635,378,151	0	569,765,013	569,765,013	152,113,252,542	38,935,895,649	18,350,621,888	0	113,177,356,893	20,585,273,761


 REPRESENTANTE LEGAL


 JEFE DE PRESUPUESTO